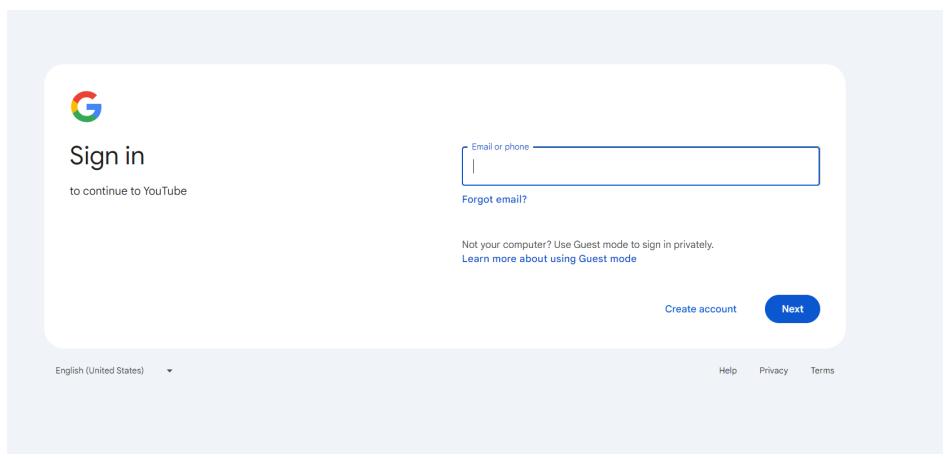


In order to apply for a CHS teacher grant, you must upload a video in addition to a written application. These videos do not need to be professional quality, a cell phone quality video is acceptable. Use your video to tell us about your project and how it will help your students, classroom, and community! Be creative! We want to get to know you, the project and your passion for teaching agriculture.

Videos should be no more than 2 minutes long, uploaded to YouTube, and the YouTube link shared in the application. Here's a tutorial if you do not have experience sharing/uploading video content to YouTube.

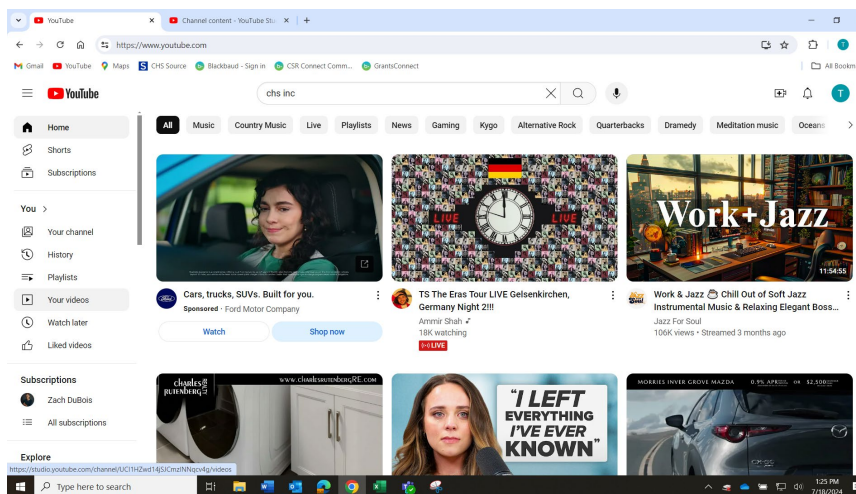
## Step 1:

Login to YouTube or create an account if you do not have one. A YouTube account can be created using a business or Gmail email address. If you do not have a Gmail email address you will need to create one.



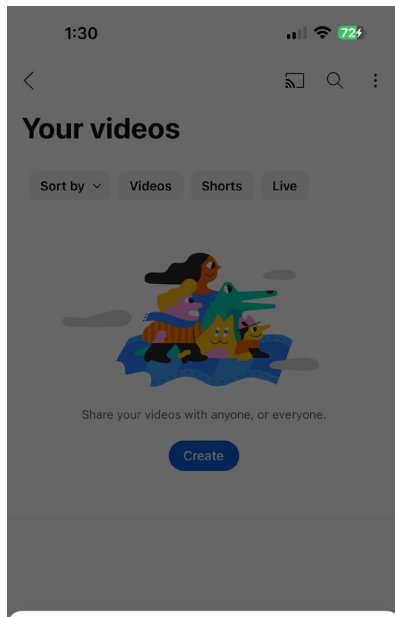
## Step 2:

Select Your videos from the left navigation bar, about 1/2 way down.



### Step 3:

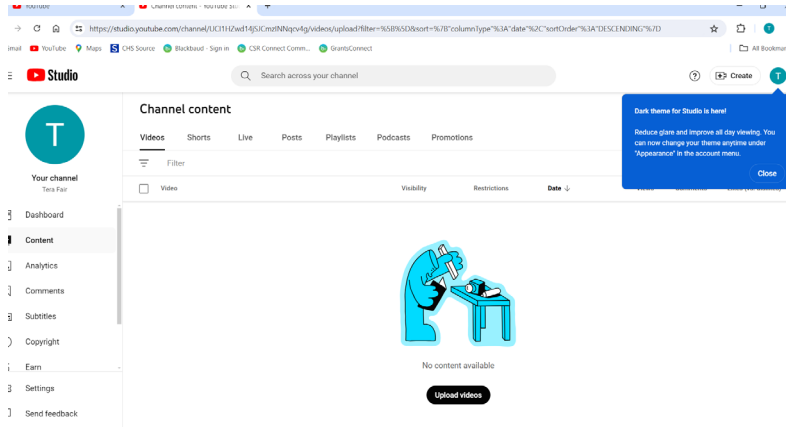
You will now be in the video editor. Select upload videos from the center of the screen if you are on a Desktop or bottom of the screen if you are on a mobile device.



Create




- Create a Short
- Upload a video
- Go live



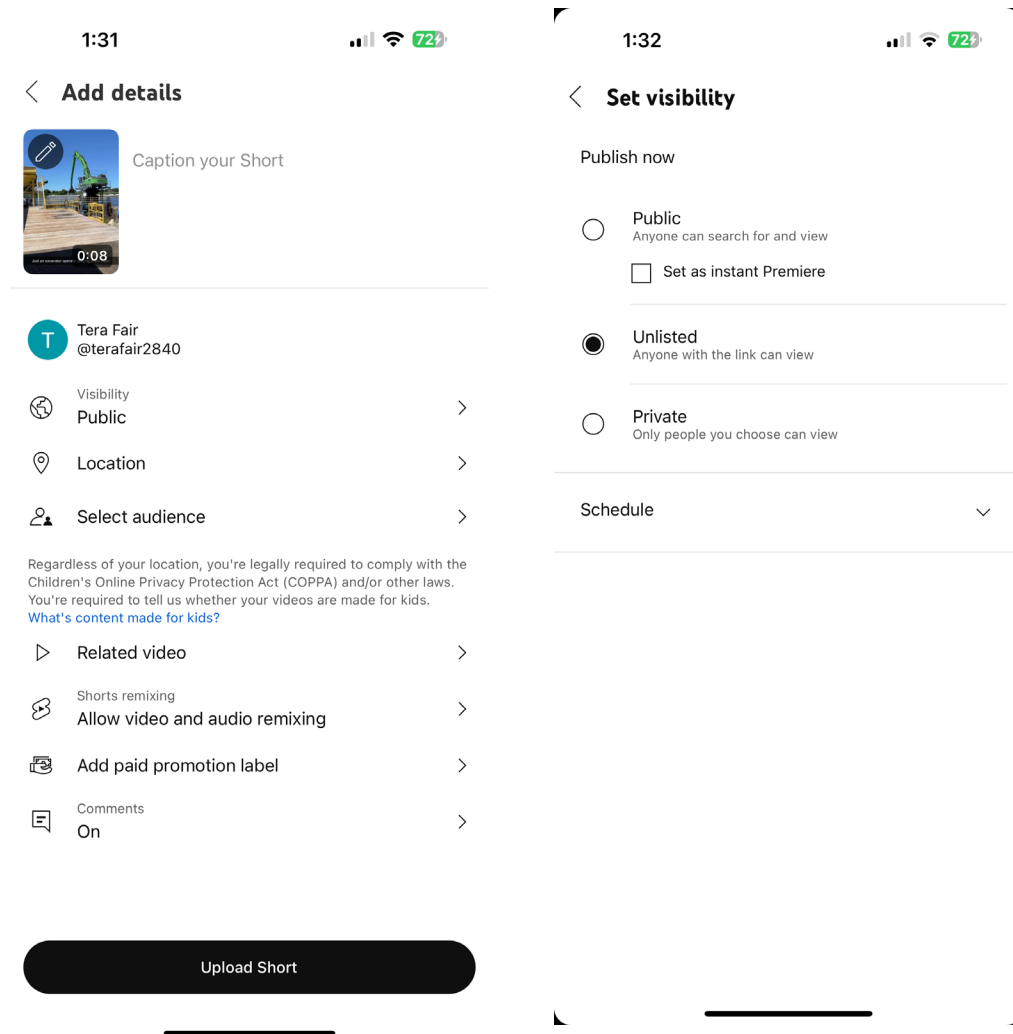
### Step 4:

Select a video from your device or downloads folder.



### Step 5:

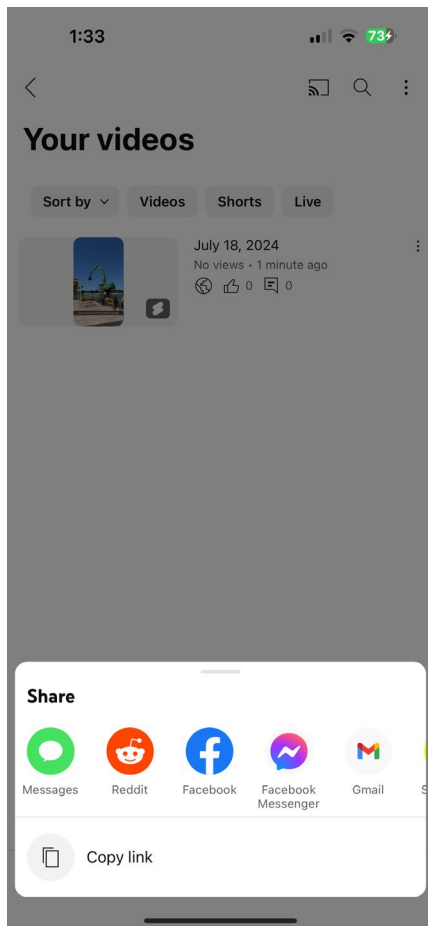
Add selected details including video name, visibility, location, etc. Video visibility should be listed as 'Public' or 'unlisted' in order for us to view it.



### Step 6:

Click Upload

**Step 7:**  
Click Copy Link



**Step 8:**  
Paste the copied link into the written application <https://www.surveymonkey.com/r/CHSteachergrants>, Question 15.

A screenshot of a web browser displaying a survey form. The browser's address bar shows the URL 'https://www.surveymonkey.com/r/CHSteachergrants'. The form has a text input field with a placeholder text 'https://youtu.be/q8\_XcdM94TE'. Below the input field, there is a 'Next' button. The form also includes a section for uploading a project budget and a video submission section with instructions.

**Step 9:**  
Complete the written application and submit it to be eligible for funding. Thank you for your participation in the CHS teacher grant program.

